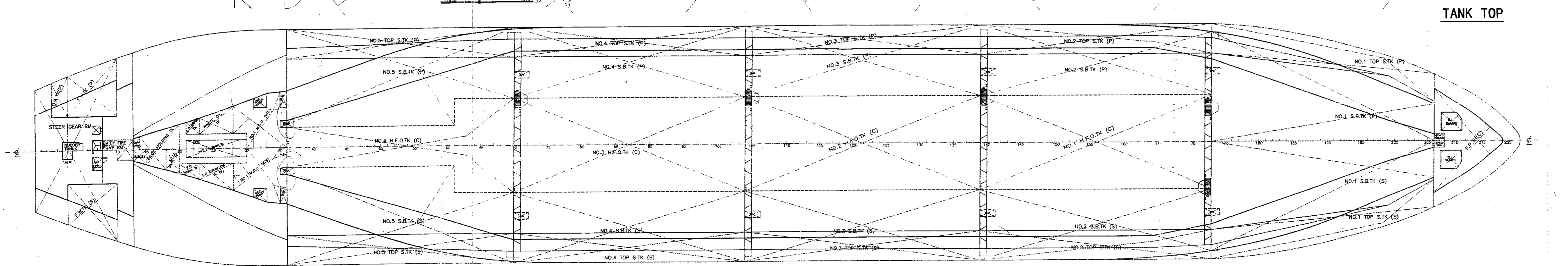
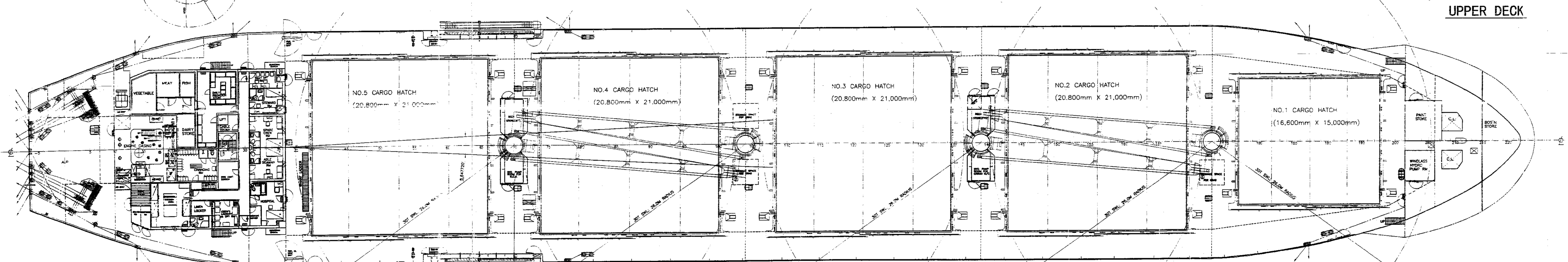
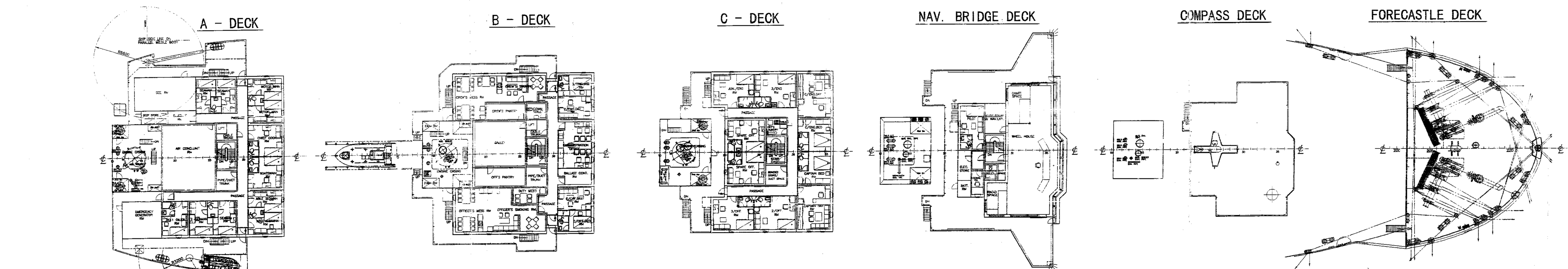
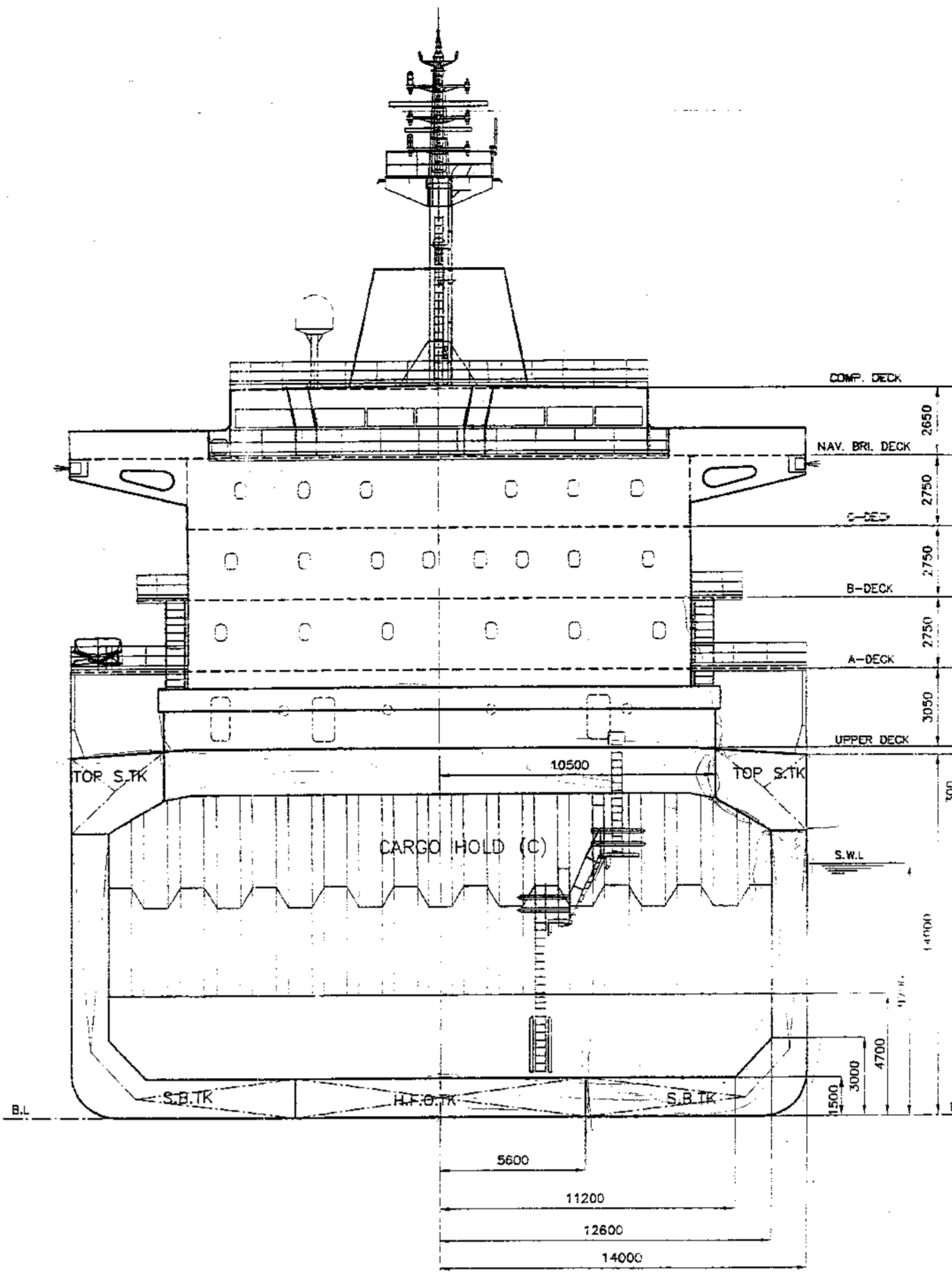
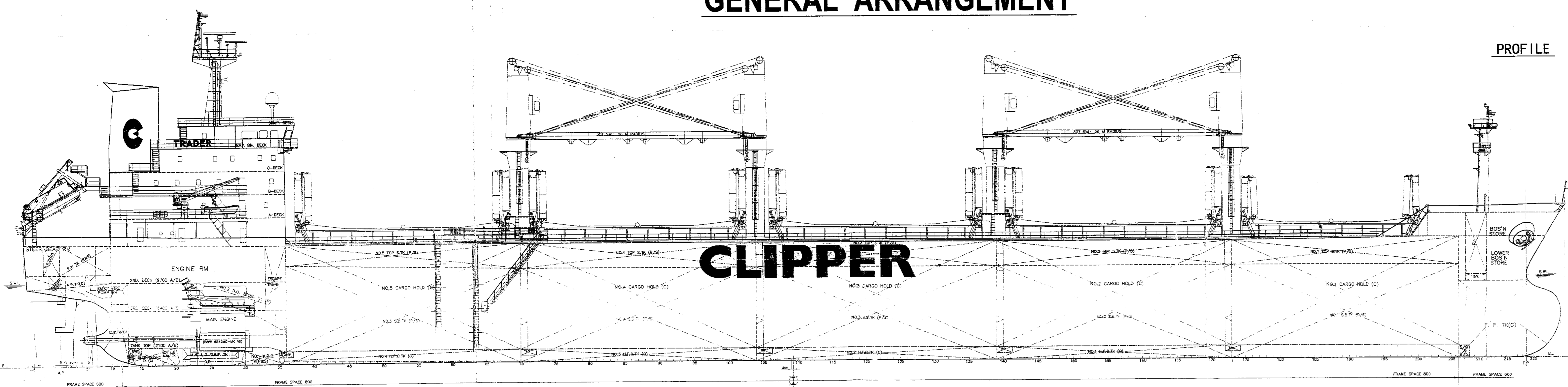


GENERAL ARRANGEMENT



PLAN HISTORY		BY	APPROVAL	DATE	CHKR
REV. MARK NO. (Δ)		OWNER CLASS	DSGR		CHEF
01	1) CLEARED OF CLASSIFICATION 2) CLEARED ACCOMMODATION'S WINDOWS LOCATION 3) DECK CRANE HEIGHT CHANGED (12.20M → 11.60M) 4) CLEARED FORECASTLE DECK PLAN AND FORWARD MOORING SYSTEM AND ANCHORING SYSTEM 5) MODIFIED THE PAINT STORE AND MIDLASS HYDRO PUMP ROOM SIZE AND STEEL DOORS 6) MODIFIED COMMON TOILET AND ADDED DUCT SPACE 7) SEPARATED NAVBRIDGE DECK PLATE AND FANNE 8) REARRANGED OFFICE'S LAUNDRY ROOM AND CABLE TRUNK AND CHANGED BONDED STORE/DUST SPACE ROOM NAME 9) ADDED LIFEBOAT ACCESS PLATE ON C-DECK PLAN 10) DELETED FRESH AIR INTAKE AT B-DECK 11) MOVED DOORS ON A-DECK PLAN 12) INCREASED CO2 ROOM ON A-DECK PLAN 13) EXTENDED DECK STORE(AFT & FWD) AND HYD. PUMP ROOM FOR CARBO H/C AND HYD. PUMP ROOM FOR R.C.V. 14) ADDED VENTILATION FAN ROOM IN DECK STORE FWD 15) REARRANGED TALLY OFFICE ROOM AND COMMON LAVATORY ON UPPER-DECK PLAN 16) CLEARED AIR VENTILATION SYSTEM 17) CLEARED DOUBLE BOTTOM FLOOR SECTION PLAN, WEL PLATE 240T OFF TO 1600 OFF 24.4M PLAN 18) ENGINE ROOM TALLY OFFICE, BELLY EXISTING 19) CLEARED CARBO MATHY COVER PLATE 20) MOVED ACCESS LADDER OF FORECASTLE DECK	CLASS			
02	1) MODIFIED DECK CRANE 2) MODIFIED OF LIFEBOAT DAVIT AND HEIGHT 3) MODIFIED OF PROVISION CRANE LOCATION AND LENGTH	YARD			

PRINCIPAL PARTICULARS	
LENGTH	178.70 m
LENGTH B.P.	170.00 m
BREADTH	28.00 m
DEPTH	14.00 m
DRAFT DESIGN (M.L.D.)	9.50 m
DRAFT SCANTLING (M.L.D.)	9.70 m
DEADWEIGHT	
- AT DESIGN DRAFT	29,300 T
- AT SCANTLING DRAFT	30,000 T
MAX. ENGINE	B&W 6S42VC-MV VII
- M.C.P.	6,480 KW x 136.0 RPM
- S.M.C.R.	5,232 KW x 130.8 RPM
- C.S.R.	5,287 KW x 127.8 RPM
SPEED ON DESIGN DRAFT AT C.S.R.	14.3% KNOTS
SERVICE SPEED WITH 15% SEA MARGIN	14.3% KNOTS
CLASSIFICATION	ABS
*A(E) Bulk Carrier *A * AUG * 2000 * SH * SH * W * description of "ESP" and "Strengthened for carriage of heavy certain holds may be empty." UWL/D TOTAL COMPLEMENT 25+6(SUEZ CREW)	

APPROVED
 19/03/04

DESIGN : MAREK HEAVY INDUSTRIES CO. LTD. HULL NO. CSLO14-021
 OWNER : CLIPPER SHIP NAME
 SUBJECT : TRADER SERIES 30,000 DWT BULK CARRIER
 ANCHORAGE GENERAL ARRANGEMENT
 APP. BY : B.Y.HA
 CHK. BY : B.J. JONG
 DWG. BY : C.S.KL
 SCALE : 1/200 DATE : 04.01.19 CLASS : ABS DWG. NO. : B102-00
 COCHIN SHIPYARD LTD. COCHIN-INDIA
 MASTER HEAVY INDUSTRIES CO., LTD.